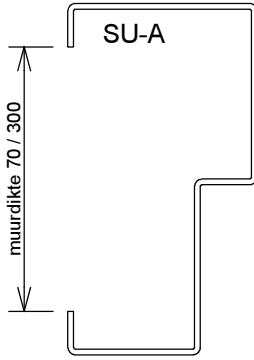
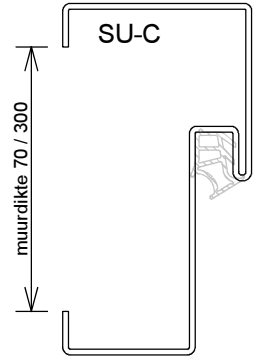
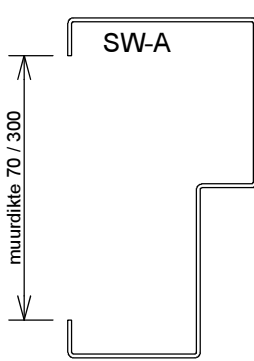
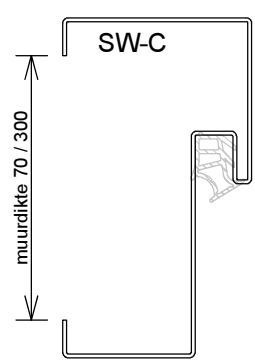
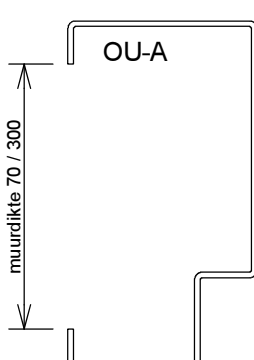
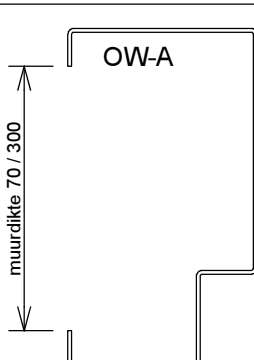
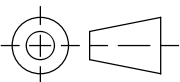
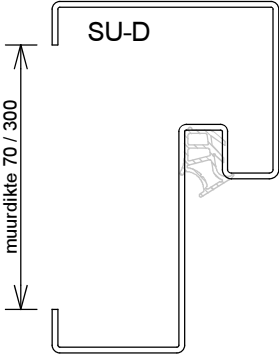
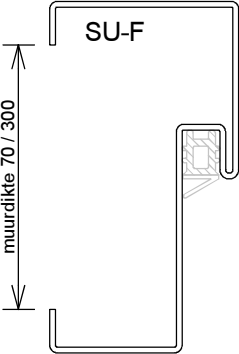
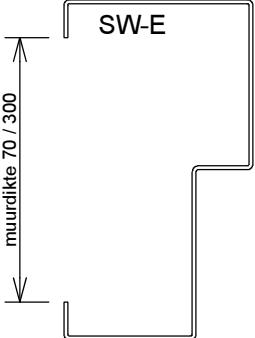
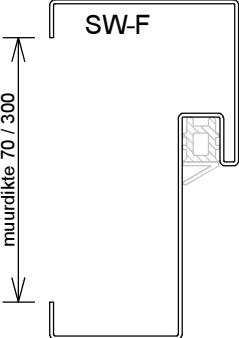
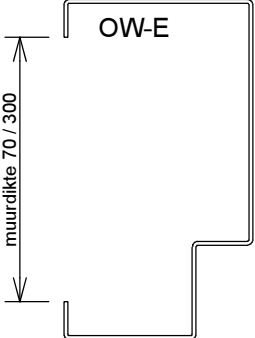
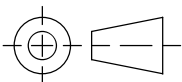
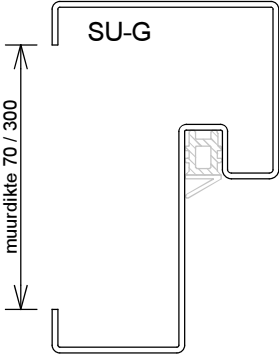
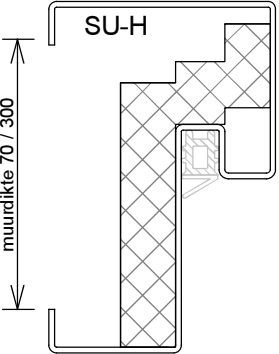
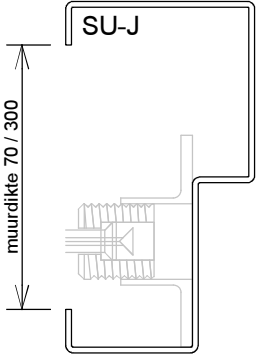


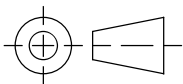
		Profiel A	Profiel C
		Aanslagdopjes	Aanslagband
		15mm sponning	15mm sponning
Stompe deuren	1,5mm (Utiliteitsbouw)		
	1,0mm (Woningbouw)		
Opdek deuren	1,5mm (Utiliteitsbouw)		
	1,0mm (Woningbouw)		

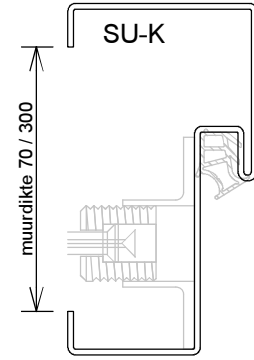
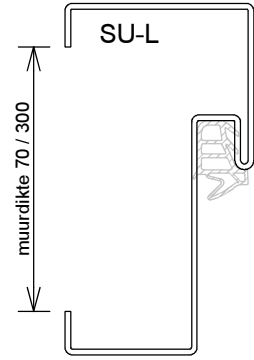
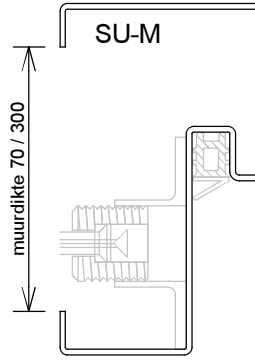
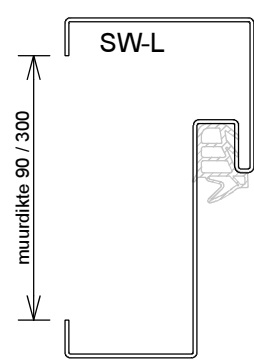
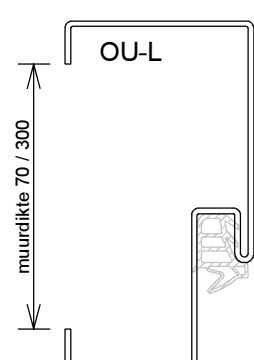
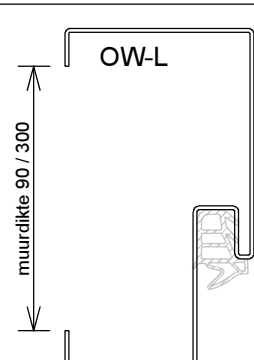


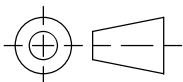
		Profiel D	Profiel E	Profiel F
		Aanslagband	Aanslagband	Aanslagband
		25mm sponning	15mm sponning	15mm sponning
			20/30 min. brandwerend	30 min. brandwerend
			Profiel als type A	Profiel als type C
Stompe deuren	1,5mm (Utiliteitsbouw)	 SU-D muurdikte 70 / 300		 SU-F muurdikte 70 / 300
	1,0mm (Woningbouw)		 SW-E muurdikte 70 / 300	 SW-F muurdikte 70 / 300
Opdek deuren	1,5mm (Utiliteitsbouw)			
	1,0mm (Woningbouw)		 OW-E muurdikte 70 / 300	



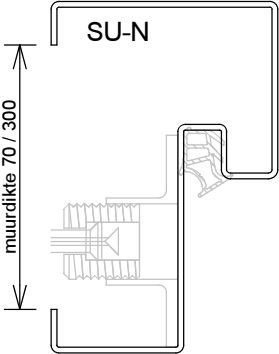
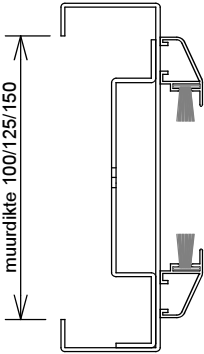
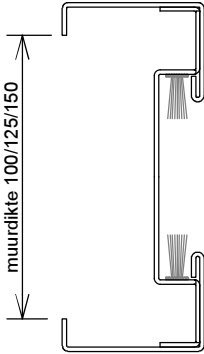
		Profiel G	Profiel H	Profiel J
		Aanslagband	Aanslagband	Aanslagdopjes
		25mm sponning	25mm sponning	15mm sponning
		30 min. brandwerend	60 min. brandwerend	Inbraakwerend
		Profiel als type D	Profiel als type D	Profiel als type A
Stompe deuren	1,5mm (Utiliteitsbouw)			
	1,0mm (Woningbouw)			
Opdek deuren	1,5mm (Utiliteitsbouw)			
	1,0mm (Woningbouw)			



		Profiel K	Profiel L	Profiel M
		Aanslagband	Aanslagband	Aanslagband
		15mm sponning	15mm sponning	25mm sponning
		Inbraakwerend		30min. brandwerend
		Profiel als type C	20 dB Geluidwerend alleen bij opdek	Inbraakwerend
				Profiel als type D
Stompe deuren	1,5mm (Utiliteitsbouw)			
	1,0mm (Woningbouw)			
Opdek deuren	1,5mm (Utiliteitsbouw)			
	1,0mm (Woningbouw)			



Profiel N	Profiel R	Profiel S
Aanslagband	Schuifdeuren	Schuifdeuren
25mm sponning	Profiel met opliggende borstels	Profiel met geïntegreerde borstels
Inbraakwerend		
Profiel als type D		

Stompe deuren	1,5mm (Utiliteitsbouw)			
	1,0mm (Woningbouw)			
Opdek deuren	1,5mm (Utiliteitsbouw)			
	1,0mm (Woningbouw)			

